



# **JAMAICA PRODUCERS GROUP LIMITED**

**UNAUDITED GROUP RESULTS**  
13 WEEKS ENDED MARCH 28, 2020



# Jamaica Producers Group Limited

UNAUDITED GROUP RESULTS

13 WEEKS ENDED MARCH 28, 2020



## Chairman's Statement

For the **13-week** period ended March 28, 2020 (the "first quarter"), Jamaica Producers Group Limited ("JP") generated revenues of \$5.2 billion and net profit attributable to shareholders of \$220 million. As a result of the emerging adverse impact of the COVID-19 pandemic on the global economy, the performance of the Group was mixed. Revenues increased by 8% relative to the 2019 first quarter but profit attributable to shareholders declined by 4%.

### JP Logistics & Infrastructure

The Logistics & Infrastructure ("L&I") Division accounts for the major share of the Group's net assets and its profits. In addition to Kingston Wharves Limited, the Division's largest subsidiary (which operates a multipurpose port and logistics hub), the L&I Division also includes JP Shipping Services Limited (which operates logistics and shipping services between the United Kingdom and Caribbean ports). The L&I Division generated a 2020 first quarter profit before finance cost and taxation of \$733 million, an 11% increase over the prior year. Divisional revenues of \$2.1 billion were up 2% over the prior year. The Division continues to benefit from a series of initiatives to develop Kingston Wharves as a leading regional multipurpose and multi-user terminal, and Newport West as a warehousing and automotive logistics hub. During the first quarter, a general slow-down in global trade impacted the volume of transshipment containerised cargo handled by the terminal. This was offset by growth in value-added logistics services, including the storage of excess inventory of durable goods for global markets. JP Shipping Services Limited handles the consolidation and shipping of commercial cargo, personal effects and vehicles between the UK and CARICOM countries on a weekly or fortnightly basis. Lockdowns and other restrictions on movement and business activity in both the UK and the Caribbean, as a result of COVID-19, reduced the volume of cargo available

for shipment and adversely affected this business during the first quarter.

### JP Food & Drink

JP's Food & Drink ("F&D") Division is the largest contributor to the revenues of the Group. The Division earned first quarter profit before finance cost and taxation of \$113 million. The F&D Division comprises our portfolio of subsidiaries that are engaged in farming, food processing, distribution and retail of food and drink, and has production facilities in Europe and the Caribbean, and operates a distribution centre in the United States. Our range of specialty food and drink products includes fresh juices, tropical snacks, fresh fruit and Caribbean rum-based confectionery and baked goods. A.L. Hoogesteger Fresh Specialist B.V. is the largest contributor to the revenues and profits of the Division. This business is a market leader in fresh juice in northern Europe and serves as a co-packer of juice for major supermarket and food service entities in the Netherlands, Belgium, Scandinavia and Switzerland. During the first quarter, the Division experienced reduced food sales in travel retail, foodservice and convenience channels, but this was more than offset by increased sales in supermarkets. Regrettably, our cost of operations was adversely affected by extraordinary measures to maintain our customarily strong service levels across all aspects of our international fresh fruit and vegetable supply chain and food processing facilities during COVID-19.

### Outlook

Jamaica Producers Group Limited has long been organised to generate revenues from a diverse range of business lines and, importantly, a diverse range of markets. Our food and drink business includes premium and travel retail products, everyday snacks, baked goods, a wide range of fresh and



# Jamaica Producers Group Limited

UNAUDITED GROUP RESULTS

13 WEEKS ENDED MARCH 28, 2020



## Chairman's Statement (cont'd)

cold pressed juices, fresh tropical fruit and prepared frozen foods. These business lines are aligned to general consumer trends such as the focus on health, convenience and provenance, and they serve markets as diverse as the Caribbean and Caribbean diaspora, North America and Northern Europe. In ordinary times, we also serve the full range of US cruise and stopover tourist destinations in the Caribbean, Mexico and Florida.

Our logistics businesses, which also operate in Europe and the Caribbean, handle a wide range of cargo types – including bulk, breakbulk, containerised cargo and vehicles – and service a large number of origin and destination markets. Services provided range from freight forwarding to stevedoring, terminal operations, warehousing, cold storage and logistics.

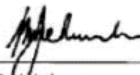
The board and management of Jamaica Producers Group have thoroughly assessed the potential impact of the COVID-19 pandemic across our businesses. A priority for us is the health and safety of our employees as well as that of our customers and service providers wherever we do business. Accordingly, in all of our businesses, we have sought to operate at the highest regulatory standard set for hygiene and social distancing. This will continue. We have also sought to be a compassionate source of strength for the communities in which we operate by donating our products to those in need and by making direct financial contributions for critical medical equipment. The JP Group was particularly pleased to have been able to join the Jamaica private sector enterprises to support the purchase of ventilators. We have also distributed food to our communities that faced

lockdowns and to frontline health care staff in Jamaica (as well as the Dominican Republic, the Netherlands and Cayman Islands). This support will also continue.

The COVID-19 pandemic is unprecedented in the scale, reach and immediacy of its impact on society and global business. It is not, however, the first time that Jamaica Producers Group has faced significant adversity. Our experience has taught us that, like many other businesses, we may be called upon to adjust our operations to meet the current economic conditions. We will, however, carefully seek to avoid any changes that undermine the long-term value of our businesses or our long-standing connection to their community of stakeholders.

We view the diversity of our business as a strength. In addition to providing some resilience to our operating income, it also positions us well to consider business development and acquisition opportunities in a wide range of markets. We believe we are fortunate at this time to have the expertise, capital and liquidity to consider these prospects while navigating through very significant medium-term challenges.

I thank our board, management and teams for their commitment to our business and our shared values, and our customers and partners for their continued support, especially during this difficult time. On their behalf, I also thank the front-line medical personnel in the many places we operate who are working tirelessly to keep us safe.

  
C. Johnston Chairman

# Jamaica Producers Group Limited

## UNAUDITED GROUP RESULTS

13 WEEKS ENDED MARCH 28, 2020

### Group Balance Sheet

	Unaudited as at March 28, 2020	Unaudited as at March 30, 2019	Audited as at December 31, 2019
	\$'000	\$'000	\$'000
<b>Current Assets</b>			
Cash and cash equivalents	1,126,437	572,566	1,407,847
Short-term investments	49,678	-	239,240
Securities purchased under resale agreements	5,484,235	4,302,270	5,380,567
Accounts receivable	3,078,737	2,757,900	2,949,230
Other financial assets	-	470,000	-
Taxation recoverable	23,845	13,723	23,696
Inventories	1,074,424	914,895	978,925
<b>Total Current Assets</b>	<b>10,837,356</b>	<b>9,031,354</b>	<b>10,979,505</b>
<b>Current Liabilities</b>			
Accounts payable	3,432,900	3,321,253	3,903,231
Taxation	117,499	87,695	191,714
Loans and borrowings	897,776	904,165	899,690
Lease liabilities	173,573	190,508	192,221
<b>Total Current Liabilities</b>	<b>4,621,748</b>	<b>4,503,621</b>	<b>5,186,856</b>
<b>Working Capital</b>	<b>6,215,608</b>	<b>4,527,733</b>	<b>5,792,649</b>
<b>Non-Current Assets</b>			
Biological assets	64,949	76,216	68,318
Interest in associates and joint venture	736,068	786,783	733,754
Investments	100,554	81,847	108,079
Intangible assets	1,482,811	1,472,890	1,486,347
Deferred tax assets	5,266	4,396	7,929
Property, plant and equipment	21,924,949	21,398,627	21,839,445
Investment property	566,640	-	568,619
Right-of-use assets	702,213	1,558,213	740,007
Employee benefit asset	2,071,885	1,985,258	2,071,885
<b>Total Non-Current Assets</b>	<b>27,655,335</b>	<b>27,364,230</b>	<b>27,624,383</b>
<b>Total Assets Less Current Liabilities</b>	<b>33,870,943</b>	<b>31,891,963</b>	<b>33,417,032</b>
<b>Equity</b>			
Share capital	112,214	112,214	112,214
Reserves	13,978,010	12,164,742	13,724,240
<b>Total equity attributable to equity holders of the parent</b>	<b>14,090,224</b>	<b>12,276,956</b>	<b>13,836,454</b>
<b>Non-Controlling Interest</b>	<b>14,123,677</b>	<b>12,953,647</b>	<b>13,760,645</b>
<b>Total Equity</b>	<b>28,213,901</b>	<b>25,230,603</b>	<b>27,597,099</b>
<b>Non-Current Liabilities</b>			
Deferred tax liabilities	1,395,980	1,320,945	1,410,804
Loans and borrowings	3,365,592	3,648,858	3,493,519
Lease liabilities	525,321	1,364,775	545,461
Employee benefit obligations	370,149	326,782	370,149
<b>Total Non-Current Liabilities</b>	<b>5,657,042</b>	<b>6,661,360</b>	<b>5,819,933</b>
<b>Total Equity and Non-Current Liabilities</b>	<b>33,870,943</b>	<b>31,891,963</b>	<b>33,417,032</b>
<b>Parent company stockholders' equity per ordinary stock unit:</b>			
Based on stock units in issue	<b>\$12.56</b>	<b>\$10.94</b>	<b>\$12.33</b>
After exclusion of stock units held by ESOP	<b>\$13.46</b>	<b>\$11.75</b>	<b>\$13.23</b>



# Jamaica Producers Group Limited

## UNAUDITED GROUP RESULTS

13 WEEKS ENDED MARCH 28, 2020

### Group Profit and Loss Account

		Unaudited 13 weeks ended March 28, 2020 \$'000	Unaudited 13 weeks ended March 30, 2019 \$'000
Gross operating revenue	3	5,154,719	4,789,679
Cost of operating revenue		( 3,554,624 )	( 3,138,900 )
<b>Gross profit</b>		<b>1,600,095</b>	<b>1,650,779</b>
Other income/(expense)		154,701	( 27,826 )
Selling, administration and other operating expenses		( 966,228 )	( 876,625 )
<b>Profit from operations</b>		<b>788,568</b>	<b>746,328</b>
Share of (loss)/profit in joint venture		( 4,536 )	453
<b>Profit before finance cost and taxation</b>		<b>784,032</b>	<b>746,781</b>
Finance cost		( 71,596 )	( 79,016 )
<b>Profit before taxation</b>		<b>712,436</b>	<b>667,765</b>
Taxation charge		( 152,943 )	( 156,614 )
<b>Profit for the period</b>		<b>559,493</b>	<b>511,151</b>
<b>Attributable to:</b>			
Parent company stockholders		220,009	230,375
Non-controlling interest		339,484	280,776
		<b>559,493</b>	<b>511,151</b>
<b>Profit per ordinary stock unit:</b>	4		
Based on stock units in issue		<b>19.61</b> ¢	<b>20.53</b> ¢
Excluding stock units held by ESOP		<b>21.04</b> ¢	<b>22.05</b> ¢



# Jamaica Producers Group Limited

## UNAUDITED GROUP RESULTS

13 WEEKS ENDED MARCH 28, 2020

### Group Statement of Profit or Loss and Other Comprehensive Income

	Unaudited 13 weeks ended March 28, 2020	Unaudited 13 weeks ended March 30, 2019
	\$'000	\$'000
<b>Profit for the period</b>	<u>559,493</u>	<u>511,151</u>
<b>Other comprehensive income:</b>		
Items that will not be reclassified to profit or loss:		
Revaluation (losses)/gains arising during the year on quoted investments	( 7,607 )	-
Items that may be reclassified to profit or loss:		
Exchange gains/(losses) on translating foreign operations	<u>48,800</u>	( <u>70,433</u> )
	<u>41,193</u>	( <u>70,433</u> )
<b>Total comprehensive income for the period</b>	<u><u>600,686</u></u>	<u><u>440,718</u></u>
<b>Attributable to:</b>		
Parent company stockholders	237,654	166,883
Non-controlling interest	<u>363,032</u>	<u>273,835</u>
	<u><u>600,686</u></u>	<u><u>440,718</u></u>



# Jamaica Producers Group Limited

## UNAUDITED GROUP RESULTS

13 WEEKS ENDED MARCH 28, 2020

### Group Statement of Changes in Equity

	Share Capital \$'000	Share Premium \$'000	Capital Reserves \$'000	Reserve For Own Shares \$'000	Retained Profits \$'000	Parent Company Stockholders' Equity \$'000	Non- Controlling Interest \$'000	Total Equity \$'000
<b>Balances at December 31, 2018</b>	<u>112,214</u>	<u>135,087</u>	<u>2,063,906</u>	<u>( 80,144 )</u>	<u>9,879,009</u>	<u>12,110,072</u>	<u>12,675,000</u>	<u>24,785,072</u>
<b>Changes in equity:</b>								
<b>Profit for the period</b>	-	-	-	-	230,375	230,375	280,776	511,151
<b>Other comprehensive loss</b>								
Exchange losses arising on retranslation of foreign operations	-	-	( 63,492 )	-	-	( 63,492 )	( 6,941 )	( 70,433 )
<b>Total other comprehensive loss</b>	-	-	( 63,492 )	-	-	( 63,492 )	( 6,941 )	( 70,433 )
<b>Total comprehensive (loss)/income for the period</b>	-	-	( 63,492 )	-	230,375	166,883	273,835	440,718
<b>Other reserve movements</b>								
Other transfer to capital reserve	-	-	3,170	-	( 3,170 )	-	-	-
<b>Transactions with owners recorded directly in equity</b>								
Net movement in subsidiary ESOP	-	-	-	-	-	-	4,812	4,812
<b>Total transactions with owners recorded directly in equity</b>	-	-	-	-	-	-	4,812	4,812
<b>Total (decrease)/increase in equity</b>	-	-	( 60,322 )	-	227,205	166,883	278,647	445,530
<b>Balances at March 30, 2019</b>	<u>112,214</u>	<u>135,087</u>	<u>2,003,584</u>	<u>( 80,144 )</u>	<u>10,106,215</u>	<u>12,276,956</u>	<u>12,953,647</u>	<u>25,230,603</u>
Retained in the financial statements of:								
The company	112,214	135,087	1,167,202	-	2,514,836	3,929,339		
Subsidiary companies	-	-	836,382	( 80,144 )	7,398,564	8,154,802		
Associate companies and joint venture	-	-	-	-	192,815	192,815		
<b>Balances at March 30, 2019</b>	<u>112,214</u>	<u>135,087</u>	<u>2,003,584</u>	<u>( 80,144 )</u>	<u>10,106,215</u>	<u>12,276,956</u>		



# Jamaica Producers Group Limited

## UNAUDITED GROUP RESULTS

13 WEEKS ENDED MARCH 28, 2020

### Group Statement of Changes in Equity (cont'd)

	Share Capital \$'000	Share Premium \$'000	Capital Reserves \$'000	Fair Value Reserve \$'000	Reserve For Own Shares \$'000	Retained Profits \$'000	Parent Company Stockholders' Equity \$'000	Non- Controlling Interest \$'000	Total Equity \$'000
<b>Balances at December 31, 2019</b>	<u>112,214</u>	<u>135,087</u>	<u>2,006,972</u>	<u>6,970</u>	<u>( 66,392 )</u>	<u>11,641,603</u>	<u>13,836,454</u>	<u>13,760,645</u>	<u>27,597,099</u>
<b>Changes in equity:</b>									
<b>Profit for the period</b>	-	-	-	-	-	220,009	220,009	339,484	559,493
<b>Other comprehensive income</b>									
Revaluation losses arising during the year on quoted investments	-	-	-	( 7,607 )	-	-	( 7,607 )	-	( 7,607 )
Exchange gains arising on retranslation of foreign operations	-	-	25,252	-	-	-	25,252	23,548	48,800
<b>Total other comprehensive income/(loss)</b>	-	-	25,252	( 7,607 )	-	-	17,645	23,548	41,193
<b>Total comprehensive income/(loss) for the period</b>	-	-	25,252	( 7,607 )	-	220,009	237,654	363,032	600,686
<b>Other reserve movements</b>									
Other transfer to capital reserve	-	-	3,181	-	-	( 3,181 )	-	-	-
<b>Transactions with owners recorded directly in equity</b>									
Own shares sold by ESOP	-	-	-	-	16,116	-	16,116	-	16,116
<b>Total transactions with owners recorded directly in equity</b>	-	-	-	-	16,116	-	16,116	-	16,116
<b>Total increase/(decrease) in equity</b>	-	-	28,433	( 7,607 )	16,116	216,828	253,770	363,032	616,802
<b>Balances at March 28, 2020</b>	<u>112,214</u>	<u>135,087</u>	<u>2,035,405</u>	<u>( 637 )</u>	<u>( 50,276 )</u>	<u>11,858,431</u>	<u>14,090,224</u>	<u>14,123,677</u>	<u>28,213,901</u>
Retained in the financial statements of:									
The company	112,214	135,087	623,571	6,970	-	2,883,787	3,761,629		
Subsidiary companies	-	-	1,411,834	( 7,607 )	( 50,276 )	8,793,433	10,147,384		
Associate companies and joint venture	-	-	-	-	-	181,211	181,211		
<b>Balances at March 28, 2020</b>	<u>112,214</u>	<u>135,087</u>	<u>2,035,405</u>	<u>( 637 )</u>	<u>( 50,276 )</u>	<u>11,858,431</u>	<u>14,090,224</u>		





# Jamaica Producers Group Limited

## UNAUDITED GROUP RESULTS

13 WEEKS ENDED MARCH 28, 2020

### Group Statement of Cash Flows

	Unaudited as at 13 weeks ended March 28, 2020 \$'000	Unaudited as at 13 weeks ended March 30, 2019 \$'000
<b>CASH FLOWS FROM OPERATING ACTIVITIES</b>		
Profit for the period	559,493	511,151
Adjustments for items not affecting cash:		
Depreciation and amortisation	341,794	325,197
Share of losses/(profits) in associate companies and joint venture	4,536	( 453 )
Losses/(Gains) on disposal of fixed assets and investments	855	( 569 )
Exchange movement in working capital	46,476	194,346
Taxation charge	152,943	156,614
Net interest expense	25,363	79,016
	<u>1,131,460</u>	<u>1,265,302</u>
Increase in current assets	( 216,175 )	( 563,802 )
Decrease in current liabilities	( 327,674 )	( 494,615 )
<b>CASH PROVIDED BY OPERATING ACTIVITIES</b>	<b><u>587,611</u></b>	<b><u>206,885</u></b>
<b>CASH FLOWS FROM INVESTMENT ACTIVITIES</b>		
Additions to property, plant, equipment and intangible assets	( 378,512 )	( 284,259 )
Additions to biological assets	( 1,559 )	( 1,357 )
Proceeds from disposal of property, plant and equipment and investments	8,292	6,668
Movement in short term investments and repos	85,894	185,312
Net movement in interest in associate companies and joint venture	( 6,375 )	17,512
Net movement in own shares held by group ESOPs	16,116	-
Long term loans receivable	-	3,366
Interest received	37,253	43,167
<b>CASH USED BY INVESTMENT ACTIVITIES</b>	<b><u>( 238,891 )</u></b>	<b><u>( 29,591 )</u></b>
<b>CASH FLOWS FROM FINANCING ACTIVITIES</b>		
Net movement in loans and right-of-use liabilities	( 176,049 )	( 5,832 )
Interest paid	( 51,828 )	( 102,513 )
Distributions to non-controlling interest	( 257,143 )	( 207,199 )
Distributions to stockholders, net	( 145,110 )	( 125,360 )
<b>CASH USED BY FINANCING ACTIVITIES</b>	<b><u>( 630,130 )</u></b>	<b><u>( 440,904 )</u></b>
<b>Net decrease in cash and cash equivalents</b>	<b><u>( 281,410 )</u></b>	<b><u>( 263,610 )</u></b>
<b>Cash at beginning of the period</b>	<b>1,407,847</b>	<b>836,176</b>
<b>Cash at end of the period</b>	<b><u>1,126,437</u></b>	<b><u>572,566</u></b>



# Jamaica Producers Group Limited

## UNAUDITED GROUP RESULTS

13 WEEKS ENDED MARCH 28, 2020

---

### Notes to the Financial Statements

#### 1. Group's Operations and Activities

Jamaica Producers Group Limited ("company") is incorporated and domiciled in Jamaica. The company's registered office is located at 4 Fourth Avenue, Newport West, Kingston 13.

The main activities of the company and its subsidiaries ("group"), and associates are port terminal operations, logistics, food and juice manufacturing, the cultivation, marketing and distribution of fresh produce, land management and the holding of investments.

During the prior year, on April 29, 2019, the group completed the disposal of a 30% stake in its tropical snacks holding company, JP Snacks Caribbean Limited (formerly Central American Banana (2005) Limited). Total consideration of \$740m was received, which included the proceeds from the sale of 30% of JP Snacks Caribbean's intercompany debt. The group recorded a gain on disposal of \$575m on the equity part of the transaction. In accordance with IFRS 10, Consolidated Financial Statements, changes in the group's ownership interest in a subsidiary that do not result in the group losing control of the subsidiary are equity transactions and any gain or loss arising therein are recognised directly in equity attributable to the shareholders of the group and are not reflected in the Group Statement of Profit or Loss.

Also during the prior year, on October 31, 2019, a subsidiary, KW Logistics Limited, acquired the remaining 50% of the shares of KW Warehousing Services Limited (formerly SSL REIT Limited) that it did not already own. KW Warehousing Services Limited is engaged principally in the rental of warehousing facilities and prior to that date had been accounted for as an associate.

#### 2. Basis of Presentation

The financial statements are prepared in accordance with International Financial Reporting Standards (IFRS) and their interpretations, issued by the International Accounting Standards Board (IASB) and comply with the provisions of the Jamaican Companies Act.

The accounting policies and methods of computation used in these financial statements are consistent with the most recent annual report except where certain new, revised and amended standards and interpretations came into effect during the current financial year.

During the current and prior year a number of new or amended standards became applicable for the current reporting period. The group has assessed these and has adopted those which are relevant to its financial statements. Their adoption did not result in any changes to amounts recognised or disclosed in these financial statements. A summary of these new or amended standards is below:

##### IFRS 16, Leases

The group adopted IFRS 16 retrospectively from January 1, 2019. On adoption of IFRS 16, the group recognised a liability in relation to leases, which had previously been classified as 'operating leases' under the principles of IAS 17 Leases. The liability is measured at the present value of the remaining lease payments, discounted using appropriate weighted average incremental borrowing rates applied on 1 January 2019 with rates ranging from 3% to 7.5%. The associated right-of-use asset for the property lease is measured at the amount equal to the lease liability.



# Jamaica Producers Group Limited

## UNAUDITED GROUP RESULTS

13 WEEKS ENDED MARCH 28, 2020

### Notes to the Financial Statements (cont'd)

#### 2. Basis of Presentation (cont'd)

##### IFRS 16, Leases (cont'd)

During the prior year the group prepared its unaudited quarterly financial information on the basis of best available information and certain interpretations of IFRS 16 guidelines. At the prior year end, in conjunction with our auditors, we performed a further detailed technical review which resulted in a revision to our original estimate of the value of the lease liability and associated right of use assets in one of our subsidiaries. This revision reduced the group's assets and liabilities in equal measure and as such had no impact on the total shareholders' equity or the net profit and comprehensive income recorded in the quarterly financial statements. We have not restated the prior year unaudited quarterly information for this change.

#### 3. Gross operating revenue

Gross operating revenue comprises investment income, the gross sales of goods and services of the group and commission earned by the group on consignment sales. This is shown after deducting returns, rebates, discounts and consumption taxes and eliminating sales within the group.

#### 4. Profit per stock unit and stockholders' equity per stock unit

Profit per ordinary stock unit is calculated by dividing the profit attributable to the group for the quarter of \$220,009,000 by 1,122,144,036, being the total number of ordinary stock units in issue during the quarter and a weighted average number of ordinary stock units in issue (excluding those held by the ESOP) during the quarter. The weighted average number of ordinary stock units in issue (excluding those held by the ESOP) for the quarter ended March 28, 2020 was 1,045,724,247 (2019 - 1,044,670,045) stock units.

Stockholders' equity per ordinary stock unit is calculated by dividing the parent company stockholders' equity by 1,122,144,036 being the total number of ordinary stock units in issue at the end of the quarter and 1,045,865,148 (2019 – 1,044,670,045), representing the total number of ordinary stock units in issue for the quarter ended March 28, 2020 less those held by the ESOP at the same date.

#### 5. Accounting Policies

The following accounting policies have been reflected in these financial statements in compliance with IFRS:

##### a. Business combinations

Business combinations are accounted for using the acquisition method as at the acquisition date, which is the date on which control is transferred to the group. Control is the power to govern the financial and operating policies of an entity so as to obtain benefits from its activities.

##### b. Subsidiaries

Subsidiaries are those entities controlled by the group. The group controls an investee when it is exposed to, or has rights to, variable returns from its involvement with the investee, and has the ability to affect those returns through its power over the investee entity. The financial statements of subsidiaries are included in the consolidated financial statements from the date on which control commences until the date on which control ceases.

The company and its subsidiaries are collectively referred to as "group".



# Jamaica Producers Group Limited

UNAUDITED GROUP RESULTS

13 WEEKS ENDED MARCH 28, 2020

---

## Notes to the Financial Statements (cont'd)

### 5. Accounting Policies (cont'd)

#### c. Associates

Associates are those entities over which the group has significant influence, but not control, or joint control over the financial and operating policies, generally accompanying a shareholding of between 20% and 50% of the voting rights. Investments in associates are accounted for using the equity method and are initially recognized at cost, including transaction costs.

The group's investment is carried at the group's share of the fair value of net identifiable assets of the associate net of any impairment loss identified on acquisition. The group's share of its associates' post-acquisition profits or losses is recognised in the profit and loss account and its share of post-acquisition movements in reserves is recognized in other comprehensive income to the extent that the profits, losses or movements are consistent with the group's significant accounting policies. Should the group's share of losses in an associate equal or exceed its interest in the associate, including any other unsecured receivables, the group will not recognize further losses unless it has incurred obligations or made payments on behalf of the associate.

#### d. Intangible assets and goodwill

(i) Goodwill arising on the acquisition of subsidiaries is measured at cost less accumulated impairment losses. Goodwill is allocated to cash-generating units and tested annually for impairment. In respect of equity accounted investees, the carrying amount of goodwill is including in the carrying amount of the equity accounted investee as a whole.

#### (ii) Other intangible assets

Other intangible assets that are acquired by the group and have finite useful lives are measured at cost less accumulated amortization and any accumulated impairment losses.

#### (iii) Subsequent expenditure

Subsequent expenditure is capitalized only when it increases the future economic benefits embodied in the specific asset to which it relates. All other expenditure including expenditure on internally generated goodwill and brands, is recognized in profit or loss as incurred.

#### (iv) Amortisation

Except for goodwill, intangible assets are amortised on a straight-line basis in profit or loss over their estimated useful lives, from the date that they are available for use.

The estimates of useful lives are as follows:

- brands and trademarks 25 years
- customer relationships 10 - 15 years
- other identified intangible assets 3 - 5 years

Amortisation methods, useful lives and residual values are reviewed at each reporting date and adjusted if appropriate.

#### e. Segment reporting

Segment information is presented in respect of the group's strategic business segments. The identification of business segments is based on the group's management and internal reporting structure. Segment results,



# Jamaica Producers Group Limited

## UNAUDITED GROUP RESULTS

13 WEEKS ENDED MARCH 28, 2020

### Notes to the Financial Statements (cont'd)

#### 5. Accounting Policies (cont'd)

##### e. Segment reporting (cont'd)

assets and liabilities include items directly attributable to a segment, as well as those that can be allocated on a reasonable basis.

The group's business segments reflect its current strategy and focus. The profit or loss before finance cost and taxation is used to measure the segment result. This has resulted in the recognition of three business segments:

- JP Food & Drink - This comprises businesses that are engaged in agriculture, processing, distribution and/or retail of food and drink.
- JP Logistics & Infrastructure - This comprises businesses that are engaged in logistics, transportation, port operations and related industries.
- Corporate Services - This comprises interest and investment income, net of the cost of corporate functions not directly charged to business units.

#### 6. Segment Results

	<b>2020</b>			
	<b>JP Food &amp; Drink</b>	<b>JP Logistics &amp; Infrastructure</b>	<b>Corporate Services</b>	<b>Group</b>
	<b>\$'000</b>	<b>\$'000</b>	<b>\$'000</b>	<b>\$'000</b>
Gross revenue	3,069,555	2,085,617	22,647	5,177,819
Inter - segment revenue	( 1,487 )	-	( 21,613 )	( 23,100 )
Revenue from external sources	<u>3,068,068</u>	<u>2,085,617</u>	<u>1,034</u>	<u>5,154,719</u>
Profit/(loss) before finance cost and taxation	<u>112,786</u>	<u>733,452</u>	( <u>62,206</u> )	784,032
Finance cost				( <u>71,596</u> )
Profit before taxation				712,436
Taxation				( 152,943 )
Non-controlling interest				( <u>339,484</u> )
Net profit attributable to parent company stockholders				<u>220,009</u>
	<b>2019</b>			
	<b>JP Food &amp; Drink</b>	<b>JP Logistics &amp; Infrastructure</b>	<b>Corporate Services</b>	<b>Group</b>
	<b>\$'000</b>	<b>\$'000</b>	<b>\$'000</b>	<b>\$'000</b>
Gross revenue	2,746,796	2,043,142	22,256	4,812,195
Inter - segment revenue	( 1,352 )	-	( 21,163 )	( 22,516 )
Revenue from external sources	<u>2,745,444</u>	<u>2,043,142</u>	<u>1,093</u>	<u>4,789,679</u>
Profit/(loss) before finance cost and taxation	<u>150,126</u>	<u>659,602</u>	( <u>62,946</u> )	746,781
Finance cost				( <u>79,016</u> )
Profit before taxation				667,765
Taxation				( 156,614 )
Non-controlling interest				( <u>280,776</u> )
Net profit attributable to parent company stockholders				<u>230,375</u>



# Jamaica Producers Group Limited

## UNAUDITED GROUP RESULTS

13 WEEKS ENDED MARCH 28, 2020

### Notes to the Financial Statements (cont'd)

#### 7. Seasonal Variations

There are significant seasonal variations in some of the group's activities, and so the results for any period are not necessarily indicative of the final results for the whole year.

#### 8. Foreign Currency Translation

Overseas revenues and expenses have been translated at average exchange rates of J\$146.59 (2019: J\$142.82) to €1, J\$173.06 (2019: J\$166.86) to £1 and J\$136.58 (2019: J\$129.48) to US\$1.

Adjustments have been made for exchange gains and losses on foreign currency assets and liabilities as shown below:


	<u>J\$/€</u>	<u>J\$/£</u>	<u>J\$/US\$</u>
March 28, 2020	140.34	160.01	134.90
December 31, 2019	141.22	167.12	130.02
March 30, 2019	134.41	163.58	123.69
December 31, 2018	135.92	161.10	126.68

#### 9. COVID-19


During March 2020, the World Health Organisation declared the Coronavirus to be a global pandemic. The pandemic has resulted in a significant downturn in global commercial activity as there is currently no cure and the most recommended means to manage the contagion is social distancing. Schools and businesses have been temporarily closed, entertainment events have either been cancelled or suspended, and global travel restrictions have been implemented, all of which have negative global economic consequences. As a global supplier of food and drink products and port and logistics services, the group's operations are at varying stages of the impact cycle.

There has not been a sufficient passage of time for management to quantify the impact of the foregoing on the group's financial results at the time of reporting.

*On behalf of the Board*

  
C.H. Johnston

Chairman

  
J. Hall

Group Managing Director

May 8, 2020

